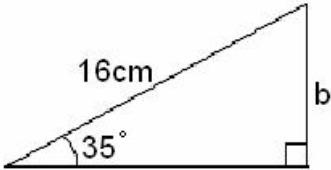
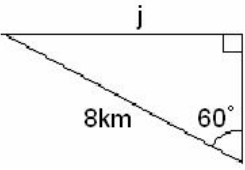
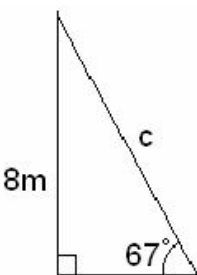
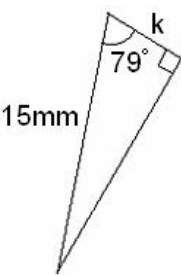

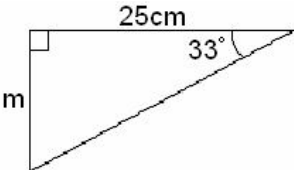
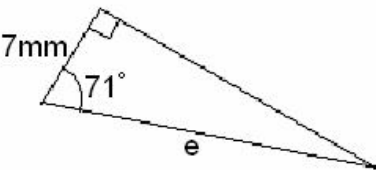
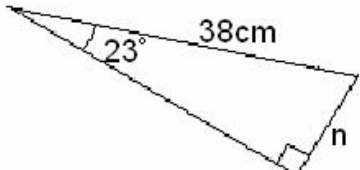
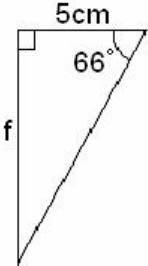
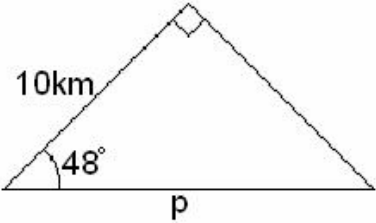
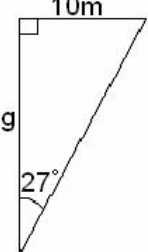
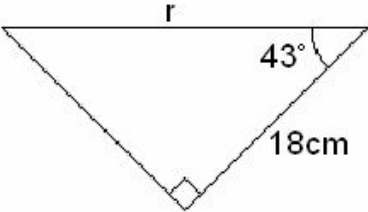


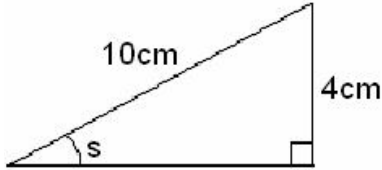
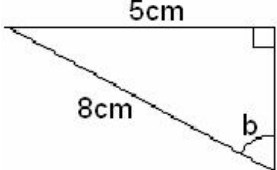
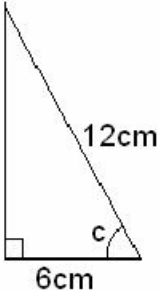

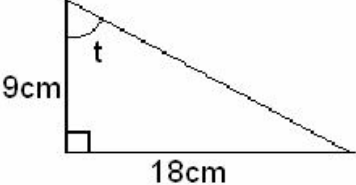
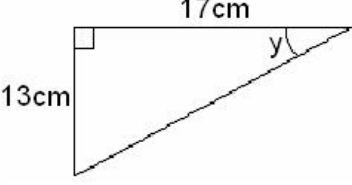
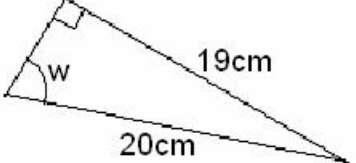
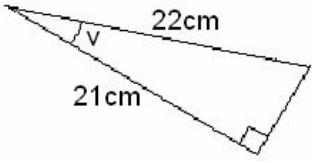
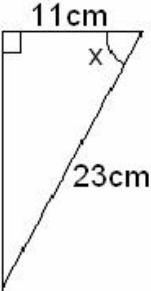
Trigonometry Worksheet T3 – Calculating Sides

Work out the sides labelled. Questions 1 and 2 require Sine, questions 3 and 4 require Cosine, question 5 and 6 require Tangent. The rest you will need to work out which to use and how! (Worksheet T1 may help you!!)

1. 	7. 
2. 	8. 
3. 	9. 
4. 	10. 
5. 	11. 
6. 	12. 

Trigonometry Worksheet T4 – Calculating Angles

Work out the angles labelled. Question 1 requires Sine, question 2 requires Cosine, and question 3 requires Tangent. The rest you will need to work out which to use!

1. 	6. 
2. 	7. 
3. 	8. 
4. 	9. 
5. 	10. 